

Emergency Button

UserManual



I、 Product Introduction

This product is an emergency button, with emergency alarm function, fashion, small and durable. using wireless 433MHz communication. The button could be used for homes, companies, shopping malls, hospitals, banks, security boother and other places need to carry out security precautions.

Features:

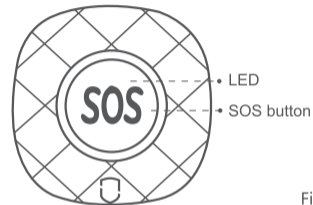
- Using wireless 433MHz communication.
- SOS emergency button, in case of danger, one-key for help.
- Simple and lightweight, suitable for a wide range of places.
- Wireless and simple operation .

* We reserve all the right for the final explanation

1

II、 Understanding Of Products

Front View:

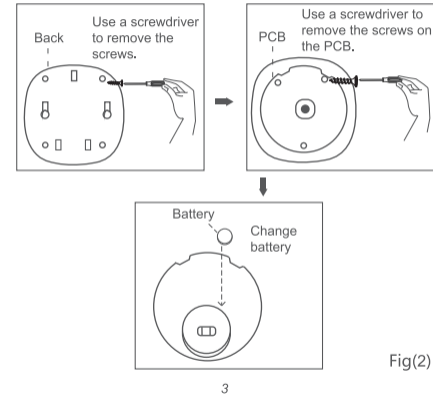


Fig(1)

SOS button function: press the SOS key to trigger the alarm, LED light on for 0.5S, and send an alarm code.

2

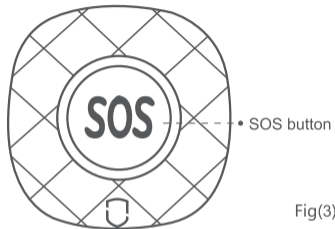
Change battery



Fig(2)

3

III、Code Description




Fig(3)

When alarm host in coding status, press the SOS button to let it send wireless signal to alarm host. after successful coding,when you press the SOS Key, the alarm host will alarm ,and inform the user the alarm information immediately.

IV、Installation Instructions

Tear off the adhesive film, and attach the emergency button to the desired area. can be fixed with a strong glue on the wall or on the table.



Fig(4)

V、Product Parameters

Operating voltage: DC3V (CR2450 button battery)

Operating current: 14mA

Wireless standard: 433MHz, open transmission
distance> 80m

Working environment: -10 °C - +50 °C

Humidity: max 95% RH

Size: 65 * 65 * 20mm